

Scaled data based on original data using  
LM-79-08 Approved Method: Electrical and Photometric Measurements of Solid-  
State Lighting Products

Test Report Prepared for  
Cooper Lighting Solutions  
(formerly Eaton)

Brand: McGRAW-EDISON

Report Number: P200348

Luminaire Tested: **GWC-AF-02-LED-E1-T3-7050-600**

Issue Date: 3/3/2020

**Test Information**

Test Method: LM-79-08  
Report Number: P200348  
TEST IS SCALED FROM IESNA LM-79-08 TEST DATA (P24140)  
Test Lab: INNOVATION CENTER P2  
Issue Date: 3/3/2020  
Manufacturer: COOPER LIGHTING SOLUTIONS (FORMERLY EATON)  
Product Line: MCGRAW-EDISON  
Catalog Number: GWC-AF-02-LED-E1-T3-7050-600  
Description: GALLEON WALL LUMINAIRE  
(2) 70 CRI, 5000K, 615mA LIGHTSQUARES WITH 16 LEDS EACH AND TYPE III OPTICS  
Light Source: -  
Ballast/Driver: ELECTRONIC DRIVER

**Summary**

Lumens per Lamp: N/A  
Luminaire Lumens: 8187 lumens  
Efficiency: N/A  
Efficacy: 124.0 lumens/watt  
Luminous Opening: Rectangular (W 1' x L: 0.5' x H: 0')  
IES Classification: Type III - Short - Full Cutoff  
BUG Rating: B1 - U0 - G2

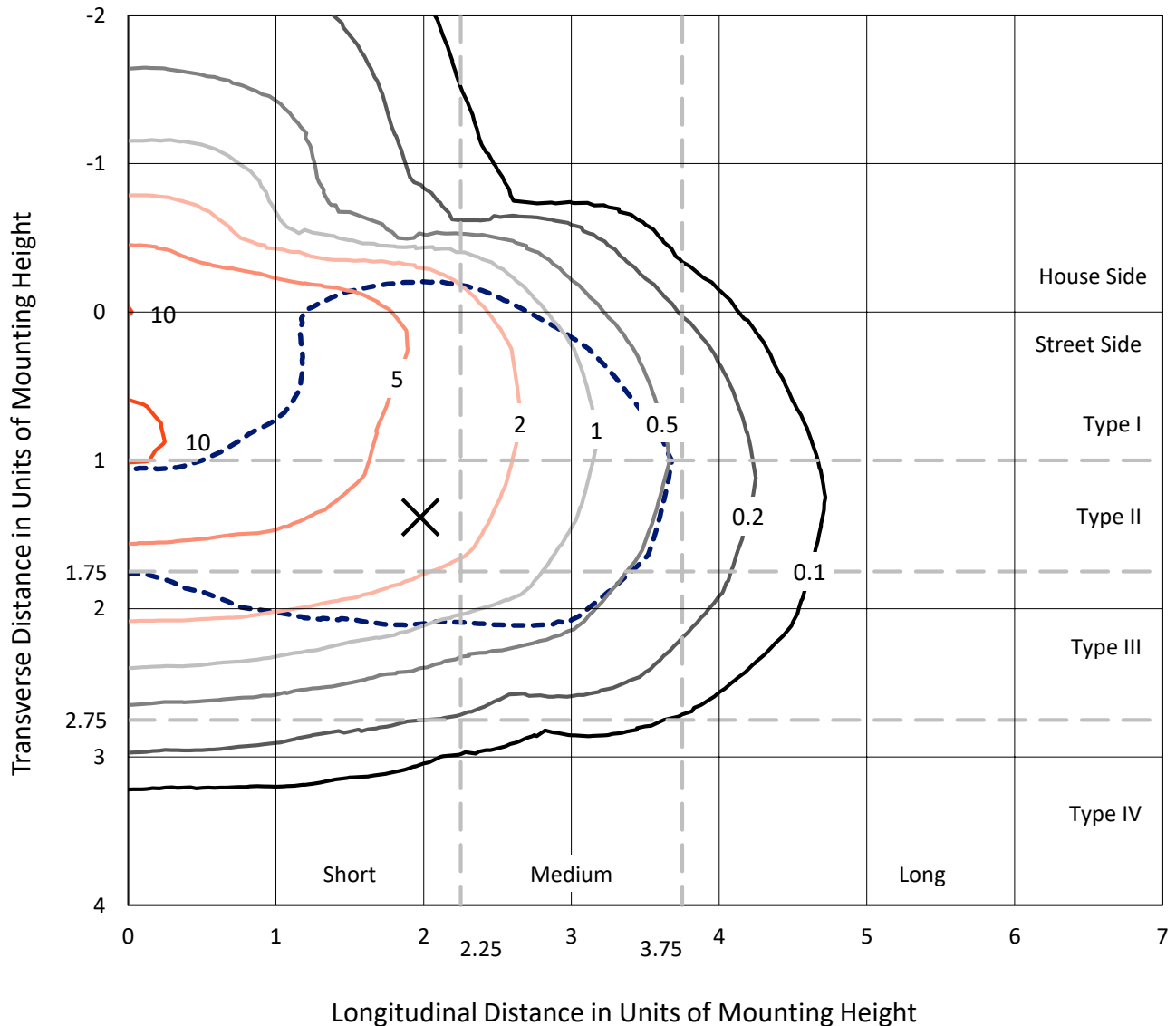
Input Watts (W): 66  
Input Voltage (V): NR  
Input Current (Ain): NR  
Voltage Rise (V): NR  
Power Factor: NR  
Total Harmonic Distortion (THDi): NR  
Frequency (hertz): 60  
Stabilization Time: NR  
Operation Time: NR  
Ambient Temperature (°C): NR  
Test Distance: 25 FT



REPORT NUMBER: P200348  
 CATALOG NUMBER: GWC-AF-02-LED-E1-T3-7050-600

### Iso-Footcandle Lines of Horizontal Illumination

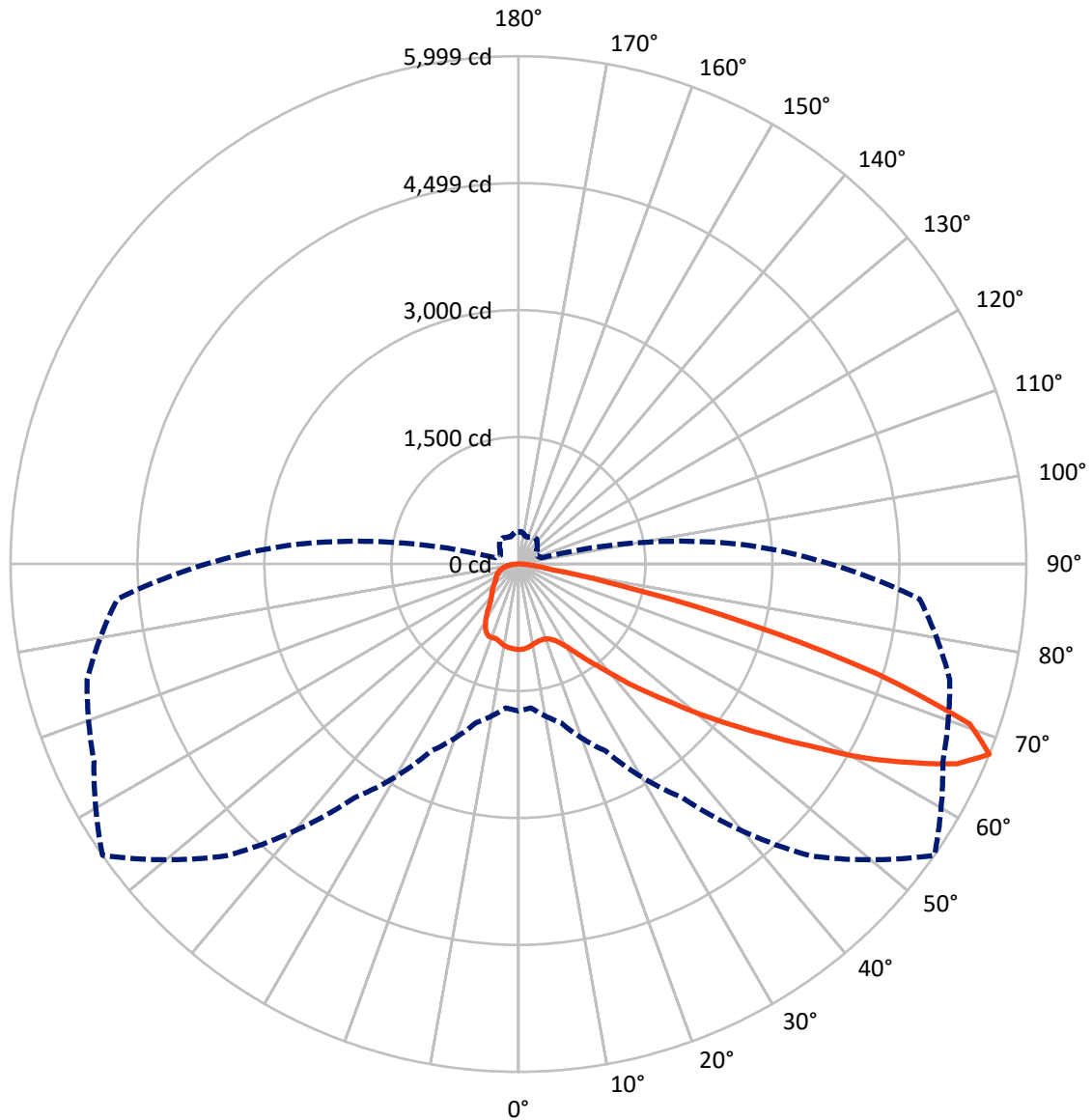
× Max cd  
 - - - 1/2 Max cd



Based on 10 foot mounting height. Maximum calculated value = 10.4 fc  
 Type III - Short - Full Cutoff

REPORT NUMBER: P200348  
CATALOG NUMBER: GWC-AF-02-LED-E1-T3-7050-600

### Luminous Intensity Polar Plot



— Vertical Plane Through 55-Deg Lateral    - - - Horizontal Cone Through 67.5-Deg Vertical

REPORT NUMBER: P200348

CATALOG NUMBER: GWC-AF-02-LED-E1-T3-7050-600

**FLUX DISTRIBUTION:**

		Downward	Upward	Total
<b>House Side</b>	Lumens	1768.6	0.0	1768.6
	% Fixture	21.6	0.0	21.6
<b>Street Side</b>	Lumens	6418.4	0.0	6418.4
	% Fixture	78.4	0.0	78.4
<b>Total</b>	Lumens	8187.0	0.0	8187.0
	% Fixture	100.0	0.0	100.0

**Coefficient of Utilization**

**ZONAL LUMENS:**

Zone	Lumens	% Fixture
0°-10°	94.2	1.2
10°-20°	266.9	3.3
20°-30°	447.0	5.5
30°-40°	735.1	9.0
40°-50°	1237.5	15.1
50°-60°	1947.7	23.8
60°-70°	2324.4	28.4
70°-80°	998.1	12.2
80°-90°	136.1	1.7
90°-100°	0.0	0.0
100°-110°	0.0	0.0
110°-120°	0.0	0.0
120°-130°	0.0	0.0
130°-140°	0.0	0.0
140°-150°	0.0	0.0
150°-160°	0.0	0.0
160°-170°	0.0	0.0
170°-180°	0.0	0.0
0°-90°	8187.0	100.0
0°-180°	8187.0	100.0



REPORT NUMBER: P200348

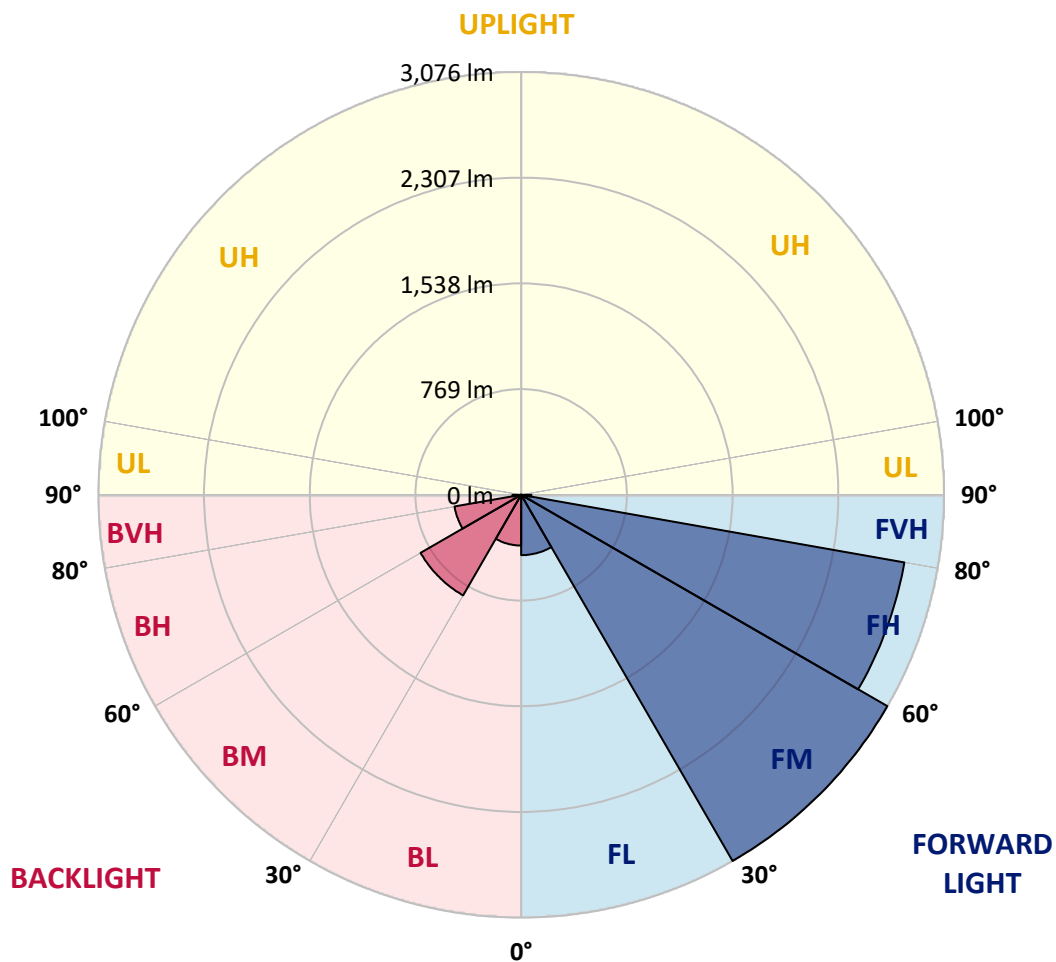
CATALOG NUMBER: GWC-AF-02-LED-E1-T3-7050-600

**LUMINAIRE CLASSIFICATION SYSTEM LUMEN TABLE AND BUG RATING:**

Zone		Lumens	% Fixture	Zone Rating/Lumen Limit		
				B	U	G
FL	(0°-30°)	438.8	5.4			
FM	(30°-60°)	3075.6	37.6			
FH	(60°-80°)	2830.3	34.6			G2/5000
FVH	(80°-90°)	73.7	0.9			G1/100
BL	(0°-30°)	369.3	4.5	B1/500		
BM	(30°-60°)	844.6	10.3	B1/1000		
BH	(60°-80°)	492.2	6.0	B1/500		G1/500
BVH	(80°-90°)	62.4	0.8			G1/100
UL	(90°-100°)	0.0	0.0		U0/0	
UH	(100°-180°)	0.0	0.0		U0/0	

**BUG Rating: B1-U0-G2**

Type III Short





REPORT NUMBER: P200348

CATALOG NUMBER: GWC-AF-02-LED-E1-T3-7050-600

**CANDELA DISTRIBUTION (FULL):**

	0°	5°	15°	25°	35°	45°	55°	65°	75°	85°	90°
0°	1009.5	1009.5	1009.5	1009.5	1009.5	1009.5	1009.5	1009.5	1009.5	1009.5	1009.5
2.5°	1000.8	1001.2	1002.0	1005.2	1008.0	1007.2	1007.6	1006.0	1005.6	1003.2	1005.6
5°	988.2	989.4	989.8	994.9	998.1	998.9	997.7	995.7	993.3	991.0	992.1
7.5°	959.3	962.5	962.9	970.0	975.1	981.9	982.3	982.7	981.5	979.9	982.3
10°	941.1	941.9	941.5	946.7	950.6	958.1	962.5	970.0	973.2	974.0	975.5
12.5°	939.9	939.2	938.0	938.0	936.8	939.9	947.9	958.5	966.0	968.4	970.4
15°	952.6	952.2	948.3	942.3	934.8	932.4	939.2	951.0	960.9	966.0	968.0
17.5°	981.1	978.7	972.4	958.9	942.7	936.4	937.2	947.1	958.5	965.3	967.2
20°	1033.3	1033.3	1019.8	994.5	965.7	950.6	943.5	949.4	960.5	969.6	972.4
22.5°	1123.4	1124.2	1101.7	1060.2	1011.5	979.5	961.7	960.5	973.6	983.8	987.0
25°	1251.2	1248.0	1216.4	1157.0	1083.1	1030.1	999.3	992.1	1003.2	1014.7	1018.6
27.5°	1399.8	1388.4	1350.8	1279.2	1183.5	1106.0	1058.6	1047.1	1057.8	1070.8	1074.8
30°	1546.9	1535.1	1490.4	1412.1	1305.7	1207.7	1139.6	1121.1	1136.1	1154.7	1157.0
32.5°	1694.0	1694.0	1644.2	1552.9	1437.0	1329.1	1247.6	1225.5	1250.4	1272.9	1278.0
35°	1870.0	1870.8	1822.6	1712.6	1588.1	1473.8	1384.0	1367.8	1405.4	1421.2	1433.5
37.5°	2086.3	2090.7	2028.6	1895.7	1759.3	1639.1	1532.3	1510.2	1547.7	1590.8	1630.4
40°	2320.0	2325.6	2257.1	2093.4	1957.0	1831.3	1715.8	1675.9	1738.3	1820.6	1871.6
42.5°	2543.0	2571.5	2505.5	2337.0	2190.3	2060.2	1943.2	1885.0	1963.3	2087.5	2131.8
45°	2865.3	2885.9	2770.8	2618.2	2480.2	2334.7	2179.6	2118.3	2227.9	2384.5	2393.6
47.5°	3080.0	3064.6	3006.1	2911.2	2823.8	2687.8	2454.5	2387.2	2532.8	2717.0	2666.0
50°	3194.3	3199.1	3191.2	3196.7	3199.9	3114.4	2791.4	2699.2	2872.8	3095.5	2978.0
52.5°	3301.1	3269.5	3295.6	3425.3	3581.9	3550.2	3157.9	3061.9	3237.4	3515.4	3307.8
55°	3298.7	3250.5	3335.5	3564.5	3904.1	3940.5	3569.6	3458.9	3623.0	3965.8	3657.4
57.5°	3182.1	3184.4	3315.3	3615.1	4128.7	4307.5	4047.3	3881.2	4031.9	4422.2	3976.5
60°	3021.5	3043.3	3231.9	3606.8	4308.7	4608.4	4633.3	4336.3	4432.4	4837.0	4240.6
62.5°	2762.5	2785.4	3045.6	3520.6	4281.4	4898.3	5163.2	4852.8	4851.2	5088.5	4318.2
65°	2354.0	2347.3	2620.6	3198.3	4052.4	5112.6	5689.5	5299.2	5166.8	5092.4	4162.4
67.5°	1736.0	1705.9	1940.4	2435.9	3368.3	4872.6	5999.2	5531.7	5274.3	4757.5	3686.2
70°	900.8	870.7	1060.6	1422.4	2215.2	3802.9	5656.3	5411.5	5036.7	3988.0	2887.9
72.5°	385.2	380.0	457.1	624.0	1071.6	2193.5	4435.2	4683.9	4321.7	2971.3	1985.5
75°	259.0	257.4	286.3	340.1	482.0	890.1	2775.6	3324.8	3161.9	1842.3	1116.7
77.5°	203.3	201.3	218.3	244.4	312.4	351.1	1231.8	1785.0	1652.1	801.9	488.8
80°	159.0	157.4	168.1	182.3	224.6	221.4	405.3	710.2	549.7	307.3	237.7
82.5°	125.4	125.4	134.1	134.4	159.4	151.1	211.6	312.8	274.4	179.1	145.5
85°	114.7	114.7	123.8	100.4	104.0	95.3	131.3	185.5	174.0	73.6	63.3
87.5°	57.7	56.2	104.0	89.0	56.5	50.6	64.1	89.8	96.5	40.7	31.6
90°	0.0	0.0	0.0	0.0	0.0	0.0	0.0	0.0	0.0	0.0	0.0



REPORT NUMBER: P200348

CATALOG NUMBER: GWC-AF-02-LED-E1-T3-7050-600

**CANDELA DISTRIBUTION (continued):**

	95°	105°	115°	125°	135°	145°	155°	165°	175°	180°
0°	1009.5	1009.5	1009.5	1009.5	1009.5	1009.5	1009.5	1009.5	1009.5	1009.5
2.5°	1004.8	1004.4	1005.2	1005.6	1008.8	1013.1	1015.1	1017.9	1019.4	1018.6
5°	992.9	993.7	996.9	999.3	1004.8	1011.9	1015.9	1019.0	1021.8	1020.6
7.5°	983.1	985.0	989.8	991.8	994.9	996.9	996.5	997.7	1000.1	997.3
10°	977.5	979.9	983.4	980.7	973.2	962.5	952.6	947.5	949.0	947.1
12.5°	972.0	975.1	972.4	959.3	938.4	924.5	917.0	917.8	921.4	922.2
15°	968.8	970.0	958.1	933.6	912.3	910.3	914.2	913.5	913.9	913.9
17.5°	968.8	965.7	943.5	919.0	909.9	906.3	894.1	878.7	871.9	869.6
20°	974.0	965.7	938.8	922.6	902.8	872.3	839.9	811.4	798.8	795.2
22.5°	989.4	975.1	952.2	924.1	868.0	817.0	765.6	731.6	708.6	704.7
25°	1020.6	1004.8	978.7	903.2	812.6	739.9	681.3	643.4	620.4	617.3
27.5°	1075.2	1064.9	992.9	856.9	739.1	661.2	607.0	577.7	560.7	559.5
30°	1157.4	1152.3	985.8	788.5	648.5	584.8	558.8	541.7	529.1	528.7
32.5°	1288.7	1247.2	962.5	705.1	565.9	530.7	520.0	509.7	499.8	499.8
35°	1457.6	1323.9	918.2	615.7	515.6	500.6	487.2	471.0	457.9	457.1
37.5°	1656.1	1371.4	838.7	543.7	491.9	480.5	460.7	436.6	413.6	409.7
40°	1856.6	1385.6	726.8	499.4	476.9	460.3	436.2	407.7	385.5	384.4
42.5°	2040.4	1358.3	608.2	469.0	461.9	439.7	414.4	389.1	371.7	371.3
45°	2194.7	1287.5	508.5	440.1	446.1	421.1	398.6	378.0	364.6	361.8
47.5°	2339.8	1187.5	438.5	409.7	430.2	410.9	391.9	372.5	359.5	357.5
50°	2508.2	1079.5	389.5	380.0	416.4	407.3	397.4	377.2	355.5	353.1
52.5°	2712.3	986.2	351.1	353.9	405.7	412.0	411.6	390.7	352.7	349.6
55°	2940.1	882.6	322.3	332.6	401.4	420.7	415.2	403.3	355.1	350.4
57.5°	3164.3	761.6	302.1	316.3	395.0	420.0	398.2	381.2	360.6	353.9
60°	3332.3	599.1	286.7	302.1	381.2	406.9	379.6	357.1	359.5	354.3
62.5°	3343.4	463.1	268.1	289.9	360.2	393.9	367.4	346.4	364.6	359.8
65°	3146.9	350.0	250.3	275.2	337.7	385.5	355.5	340.5	375.3	370.1
67.5°	2649.4	281.5	235.3	260.2	315.2	368.2	344.8	334.9	384.8	375.7
70°	1912.7	240.0	220.7	242.0	295.0	348.4	335.3	325.0	359.1	344.8
72.5°	1177.6	208.0	204.0	217.9	279.6	327.8	321.1	306.5	323.5	312.0
75°	588.0	180.3	185.5	194.2	257.8	304.5	297.4	282.7	285.1	282.7
77.5°	281.5	154.2	163.7	170.4	229.7	278.0	270.5	255.5	252.7	253.1
80°	178.3	128.9	138.0	142.8	205.2	247.1	239.6	224.6	256.2	237.7
82.5°	111.5	104.8	107.2	115.9	178.7	215.1	205.2	191.8	230.9	182.7
85°	61.7	73.2	76.3	83.8	137.6	179.9	170.0	153.0	137.2	134.8
87.5°	36.8	43.5	44.7	50.2	92.5	130.1	115.1	109.1	90.6	90.2
90°	0.0	0.0	0.0	0.0	0.0	0.0	0.0	0.0	0.0	0.0

(END OF REPORT)